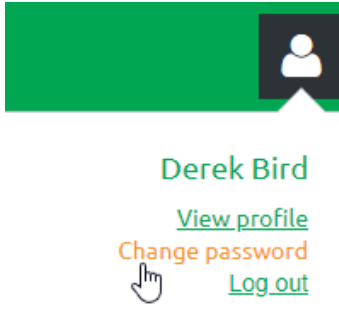


## CHANGE OR RESETTING YOUR PASSWORD

The website will automatically email you a password when you sign up. If you would like to change this password, or you have forgotten your password, it can be easily changed.

### IF YOU KNOW YOUR CURRENT PASSWORD:

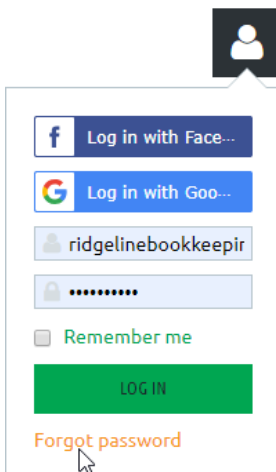
1. Log into your account at [www.bikefernie.ca](http://www.bikefernie.ca).
2. Click on the **PROFILE ICON** on the top right side of the webpage and click on **CHANGE PASSWORD**.



3. In the **CURRENT PASSWORD** field, enter the password that was emailed to you.
4. Enter a password of your choice in the **NEW PASSWORD** field and repeat it in the **CONFIRM NEW PASSWORD** field.
5. Click **Save** and your new password will be applied.

### IF YOU DO NOT KNOW YOUR CURRENT PASSWORD:

1. Log into your account at [www.bikefernie.ca](http://www.bikefernie.ca).
2. Click on the **PROFILE ICON** on the top right side of the webpage and click on **FORGOT PASSWORD**.




3. Enter your **EMAIL** and the **CODE**, then click **SUBMIT**.

## RESET PASSWORD

\*Your email

\*Code


Type the 6 characters you see in the picture



---

4. You will be emailed password reset instructions.

## RESET PASSWORD

 Password reset instructions emailed. If you do not receive our email within a few minutes, please check your junk/spam filters and double-check the email address entered.